

SEATTLE UNIVERSITY

**Transfer Credit
Evaluation Guide**



Congratulations on your admission to Seattle University!

Please use this guide to access your Transfer Credit Evaluation

**If you have any questions, email your Transfer Admissions
Counselor or transfer@seattleu.edu**



HOW TO ACCESS YOUR TRANSFER CREDIT EVALUATION

1

Please log in to your Redhawk Admissions Portal to check for status updates.

2

Set up your SU Account + Log into mySeattleU

3

View your Transfer Credit Evaluation

4

View your Transfer Credit Summary



STEP 1: VIEW YOUR STATUS UPDATE

Note: wait for the virtual confetti to fall. Once the celebratory confetti has fallen to the bottom of your screen, navigate back to the portal

Status Update

An update to your application was last posted March 14, 2024.

[View Update >>](#)



- After your application has gone through the full review process, you will receive an e-mail notifying you to check your Applicant Status Portal for an important status update
- Using the credentials you created when you applied to SU, log in to the portal and click 'View Update' to view your decision letter



STEP 2: SET UP YOUR SU ACCOUNT

Set up your SU Account

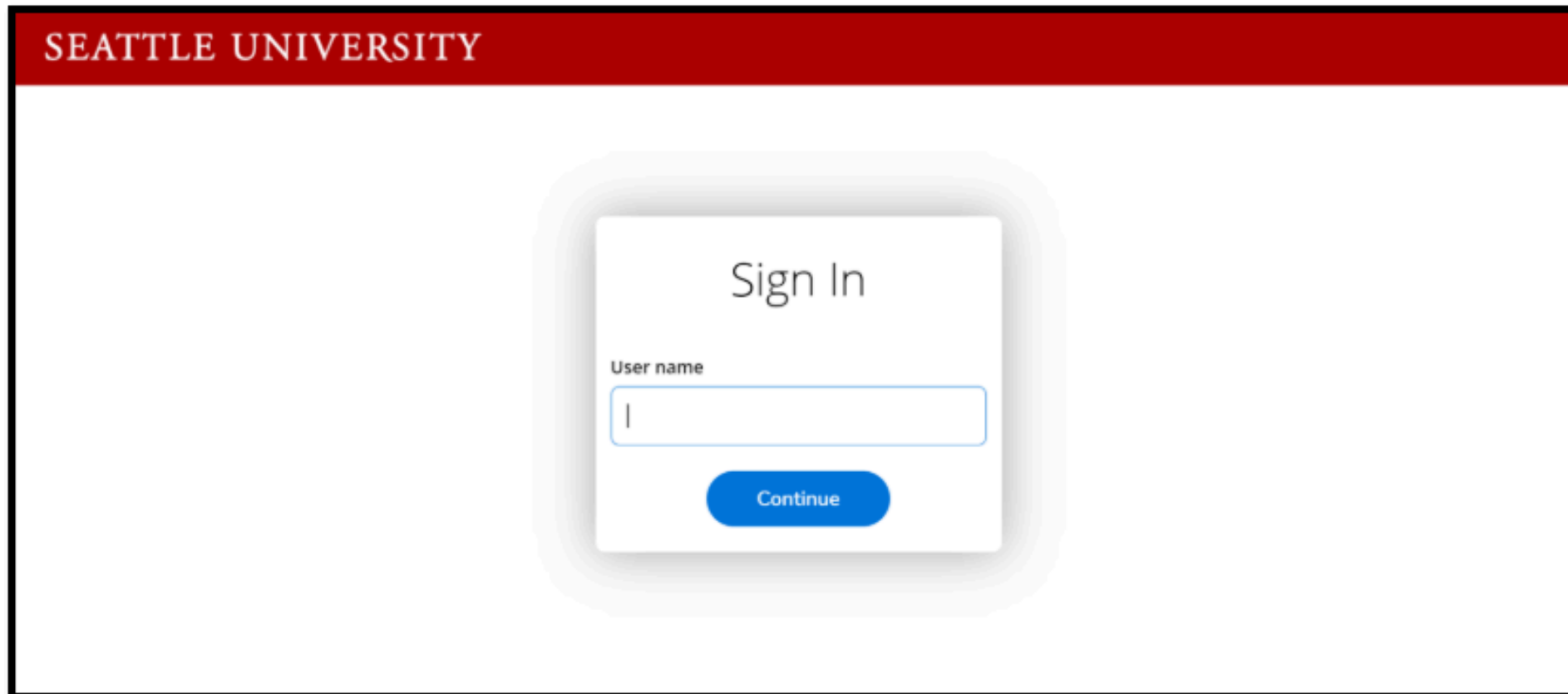
As an enrolled student, it's very important you create your [SU Account](#)! You'll use your SU Account info to access your email and log into other Seattle University systems. [Click here to setup your account.](#)

-  Set up your SU account [video tutorial](#)
-  Resetting your SU Account Password [tutorial](#)

We recommend writing down or saving your SU Account log in information for future reference



STEP 3: LOG INTO MYSEATTLEU



SEATTLE UNIVERSITY

Sign In

User name

Continue

- Your password is the password you created when you set up your SU Account
- Resetting your SU Account Password [tutorial](#)

Your username is the first part of your new SU e-mail, NOT including '@seattleu.edu'



SU STEP 4: VIEW YOUR TRANSFER CREDIT EVALUATION

MySeattleU Homepage

The screenshot displays the MySeattleU homepage interface. On the left is a dark sidebar with navigation icons: a hamburger menu, a home icon, a building icon, a graduation cap icon, and a user profile icon. The main content area features a 'Notifications' section with a table containing one row: 'Advising: New Student' with details 'All new students must participate in advising and registration with advising centers.' Below this is a grid of service tiles. The 'Transfer Credit Evaluation' tile, located in the bottom right of the grid, is highlighted with a large red arrow pointing to it. The tile text reads: 'Transfer Credit Evaluation' and 'See how your transfer credits apply to a program.'

Title	Details	Link
Advising: New Student	All new students must participate in advising and registration with advising centers.	

- Student Account Center (Bills, Payment, Deposits)**
Here you can view your latest statement and make a payment online.
- Financial Aid**
Here you can access financial aid data, forms, etc.
- Tax Information**
Here you can change your consent for e-delivery of tax information.
- Student Planning**
Here you can search for courses, plan your terms, and schedule & register your course sections.
- Search for Classes**
Here you can view and search the course catalog.
- Grades**
Here you can view your grades by term.
- Graduation Application**
Here you can view and submit a graduation application.
- Transfer Credit Evaluation**
See how your transfer credits apply to a program.



TRANSFER CREDIT EVALUATION OVERVIEW

- Your Transfer Credit Evaluation will show you how your credits transferred to SU and which UCOR and major requirements have been satisfied
- This is a great resource to use as you make your decision and determine your estimated graduation timeline and degree completion
- Sample education plans for each major can be found [here](#) to review alongside your credit evaluation
- This report is based on the transcripts you provided us when you applied to SU. If applicable, please submit final official transcripts and any official exam scores once grades are finalized as soon as possible so your credit evaluation can be updated
- We may request syllabi to determine if your courses are transferrable to SU
- Review the [Transfer Credit Policy](#) to better understand how credits are evaluated





VIEW YOUR TOTAL TRANSFER CREDITS

Transfer Credit Evaluation

< > BS, major in Nursing (1 of 1 programs) [View a New Program](#)

At a Glance

Cumulative GPA:	(2.750 required)
Institution GPA:	(2.750 required)
Degree:	BS in Nursing
Majors:	Nursing
Departments:	Nursing
Catalog:	22-23
Anticipated Completion Date:	6/6/2026

Description
Bachelor of Science in Nursing degree

Program Completion must be verified by the Registrar.


Progress

Total Credits 90 of 180


Institutional Credits 0 of 45



VIEW SPECIFIC UCOR & MAJOR REQUIREMENTS


Requirements [collapse All](#)  Expand/Collapse


University Core


Complete all of the following items.  1 of 3 Completed. [Hide Details](#)


A. Module I


Complete the following:

Complete all of the following items.  6 of 6 Completed. [Hide Details](#)

1. Academic Writing Seminar (UCOR 1100)  1 of 1 Courses Completed. [Hide Details](#)

Status	Course	Search	Grade	Term	Credits
 Transfer Equivalency	UCOR-1100 Academic Writing Seminar				5

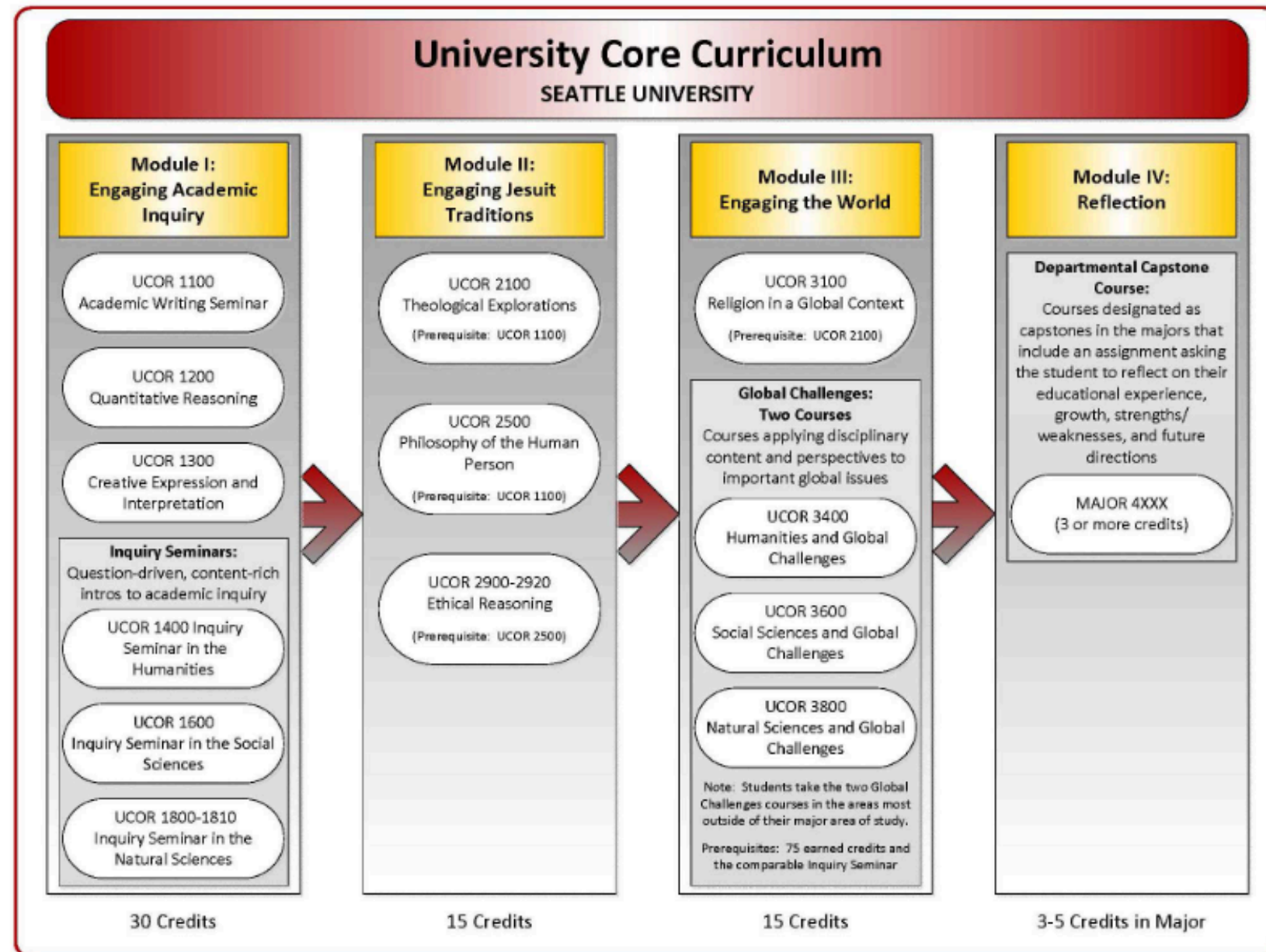
2. Quantitative Reasoning - satisfied in major  Waived [Hide Details](#)

Status	Course	Search	Grade	Term	Credits
 Not Started					

EXAMPLE: UCOR 1100 has been satisfied by a transfer course



SU UNIVERSITY CORE (UCOR) OVERVIEW



- [UCOR Curriculum](#)
- Review the [UCOR Curriculum Policy](#) to better understand the core requirements
- Core requirements for transfer students are based on the number of credits and type of degrees earned at students' previous institutions.
- *See pages 4-7 of the UCOR policy for additional details*

Note: all transfer students need to complete Module II at SU, unless they are transferring from another Jesuit institution and have completed equivalent coursework



SU DEPARTMENT PREREQUISITES SECTION

A. Department Pre-Reqs

In order to progress into the nursing sequence courses (NURS) in the winter of the sophomore year for SU traditional students or in the fall of the junior year for transfer students, all prerequisite courses must be completed.

Additionally the student must maintain a cumulative GPA of 2.75 and a GPA of 3.0 in the nursing prerequisite courses before an accepted student may enroll in any undergraduate nursing program course.

3.000 Minimum GPA Required.

Complete all of the following items. ⚠️ 2 of 4 Completed. [Hide Details](#)

1.

Take MATH-1010 or higher ⚠️ 0 of 1 Courses Completed. [Hide Details](#)

Status	Course	Search	Grade	Term	Credits
ⓘ Not Started					

2.

Take Introduction to Chemistry (CHEM-1200) ✓ 1 of 1 Courses Completed. [Show Details](#)

3.

Take Introduction to Biology (BIOL-1100) ✓ 1 of 1 Courses Completed. [Show Details](#)

4.

Take the following courses ⚠️ 4 of 5 Courses Completed. [Hide Details](#)

Status	Course	Search	Grade	Term	Credits
✓ Transfer Equivalency	PSYC-3220 Growth & Development				5



SU MAJOR REQUIREMENTS SECTION

B. Nursing Majr Reqt

Complete the following:
 Complete all of the following items. ⚠ 0 of 10 Completed. [Hide Details](#)

1.
 Pre-Nursing Sequence ⚠ 0 of 2 Courses Completed. [Hide Details](#)

Status	Course	<input type="button" value="Search"/>	Grade	Term	Credits
ⓘ Not Started	NURS-2520 Health Care in 21st Century				
ⓘ Not Started	NURS-3205 Pathophysiology				

2.
 First Quarter ⚠ 0 of 4 Courses Completed. [Hide Details](#)

Status	Course	<input type="button" value="Search"/>	Grade	Term	Credits
ⓘ Not Started	NURS-3305 Intro to Pharmacology				
ⓘ Not Started	NURS-3405 Health Assess & Interventions				
ⓘ Not Started	NURS-3190 Older Adults - Theory				
ⓘ Not Started	NURS-3191 Older Adults - Clinical				



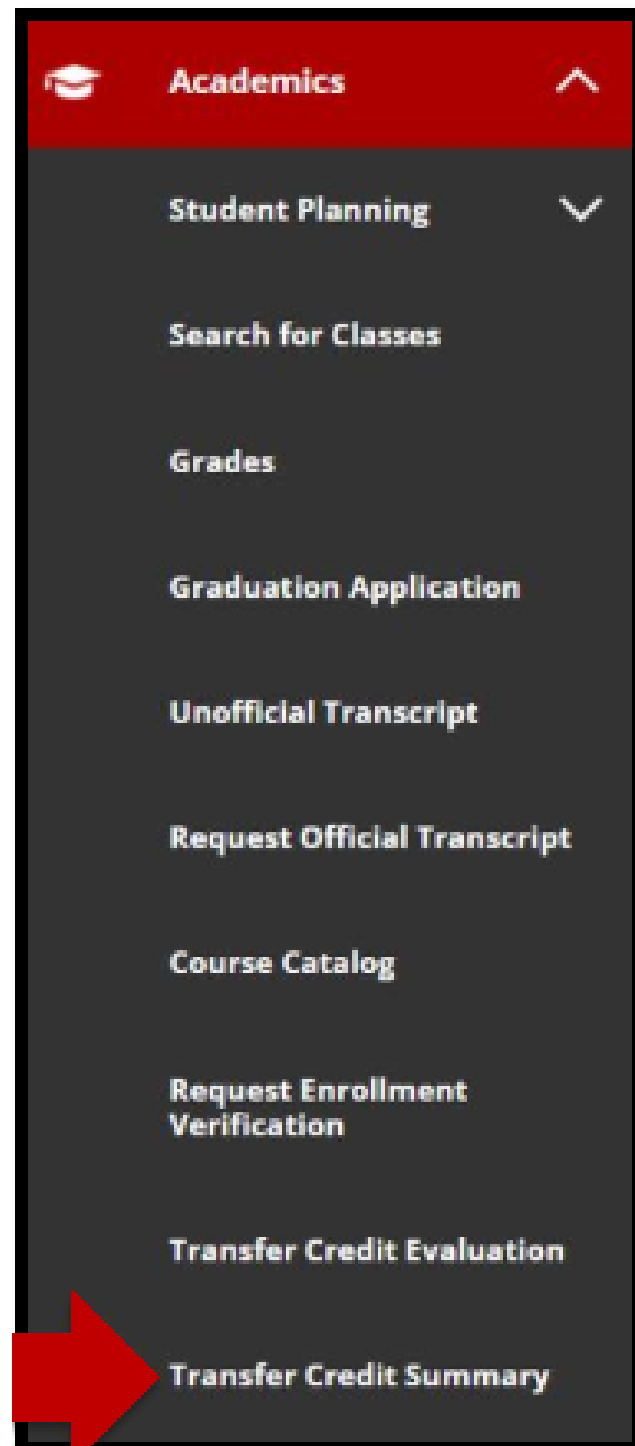
SU MAJOR REQUIREMENTS SECTION

Other Courses

Status	Course	Grade	Term	Credits
✓ Transfer Equivalency	CMME-3100 Intercultural Communication			5
✓ Transfer Equivalency	GENL-ELEC General Elective			0
✓ Transfer Equivalency	CPSC-1100 Intro Computers & Applications			5
✓ Transfer Equivalency	GENL-ELEC General Elective			5
✓ Transfer Equivalency	SPAN-1150 Spanish Language I			5
✓ Transfer Equivalency	GENL-ELEC General Elective			5
✓ Transfer Equivalency	MATH-1210 Statistics for Life Sciences			5



SU STEP 5: VIEW YOUR TRANSFER CREDIT SUMMARY



A screenshot of the Transfer Credit Summary table. The table is titled 'Edmonds College' and is highlighted with a red border. It shows a list of transfer courses and their equivalent courses at Seattle University.

Transfer Course/Title	Credits	Grade	Completion Date	Equivalent Course/Subject/Course Level	Credits
CIS 100/Intro to Bus Computing	5.00	4.0	8/15/2008	CPSC-1100	5.00
Transfer Credit Total	5.00			Equivalent Credit Total	5.00

- In the menu on the left, click on '**Academics**' and navigate to the '**Transfer Credit Summary**'
- You will be able to view transferred courses from each previous institution you have attended, the SU equivalent courses, and the credit amounts



TRANSFER CREDIT EVALUATION UPDATES

- If you have any questions or concerns about your credit evaluation, e-mail your Transfer Admissions Counselor or transfer@seattleu.edu
- REMINDERS: This report is based on the transcripts you provided us when you applied to SU. If applicable, please submit final official transcripts and any official exam scores once grades are finalized as soon as possible so your credit evaluation can be updated

We may request syllabi to determine if your courses are transferrable to SU



SEND FINAL OFFICIAL TRANSCRIPTS

Official transcripts should be sent directly to the Admissions Office by the issuing institution.

Physical Transcripts should be mailed to:



Seattle University
Admissions Office
901 12th Ave
PO Box 222000
Seattle, WA 98122-1090

Electronic transcripts should be send through:

[Parchment](#)

[National Student Clearinghous](#)

Official electronic transcripts are also accepted and should be sent to admissions@seattleu.edu by the issuing institution





CONGRATS FUTURE REDHAWK!

